

# FACT SHEET





















JUNE 2024

# EU-CHINA VEHICLE TRADE



## EU-CHINA VEHICLE TRADE <sup>1</sup>

China is the third largest market by value for EU vehicle exports, after the US and the UK.

 <b>EU vehicle exports</b>	 <b>China vehicle exports</b>
 €197.2 billion →  €19.7 billion (10%)	 €84.9 billion →  €16.3 (19.2%)
 6,722,814 units →  416,560 (6.2%)	 5,037,441 units →  713,311 (14.2%)
 <b>EU vehicle imports</b>	 <b>China vehicle imports</b>
 €89.9 billion →  €13.6 billion (15.2%)	 €43.4 billion →  €22.7 billion (52.3%)
 3,899,322 units →  781,977 (18%)	 797,470 units →  366,286 (45.9%)

## CAR TRADE

- 359,271 cars were exported from the EU to China in 2023, valuing €19.4 billion
- 706,976 cars were imported from China into the EU in 2023, valuing €12.9 billion

## COMMERCIAL VEHICLE AND BUS TRADE

- 57,289 EU commercial vehicles and buses were exported from the EU to China in 2023, valuing €264.3 million
- 75,001 Chinese commercial vehicles and buses were imported from China into the EU in 2023, valuing €796 million



### BATTERY-ELECTRIC CAR TRADE

- 11,499 battery-electric cars were exported from the EU to China in 2023, valuing €852.3 million
- 438,034 battery-electric cars were imported from China into the EU in 2023, valuing €9.7 billion

### MARKET SHARE OF CHINESE-MADE<sup>2</sup> CARS IN EU BATTERY-ELECTRIC CAR SALES<sup>3</sup>

● Chinese-made battery-electric cars ● Chinese brands only

